



**STAR**  
CUSHION

PRODUCT CATALOGUE

**INNOVATION • QUALITY • PERFORMANCE**





**[www.starcushion.com](http://www.starcushion.com)**

**Star Cushion Products, Inc.  
5 Commerce Drive  
Freeburg, IL 62243  
1-888-277-7827**



## Our Vision:

Through innovative technologies and a constant focus on product quality, we stand committed to provide the very best products in the market today.


We continue to develop state-of-the-art patented products such as the Starlock cushion, the Award Winning Galaxy cushion, the Max-Immerse cushion, and the Stabil-Air cushion. These products have been designed and developed to ensure versatility to meet the many demands of therapists and end-users alike. We are Listening!

We look forward to introducing you to our quality products, innovation and the overall excellent customer service that defines Star Cushion Products, Inc.

Thank you!

Sizing Options	page 2
HCPCS Code Reference Page	page 3
Stabil-Air Cushion	page 4/5
Galaxy Cushion	page 6/7
Starlock Cushion	page 8/9
Max-Immerse Cushion	page 10
Standard Contour Cushion	page 11
Mid Contour Cushion	page 12
Short Contour Cushion	page 13
Back Systems and Custom Cushions	page 14
Recliners and Commode Cushion	page 15
CXR Cushion	page 16
Coding Eligibility Requirements	page 17
Starmatt Replacement & OR Pad	page 18
Starmatt Overlay	page 19
2", 3", 4" Design Grid	page 20
5" Design Grid	page 21
Standard Sizing Chart	page 22/23
StarLock & Stabil-Air Sizing Chart	page 24/25

# Sizing Options



- The 2" high cell cushion is designed for the individual who has an active lifestyle or is at a lower risk for pressure ulcers.
- The 3" high cell cushion is recommended for those individuals who require deeper immersion for tissue protection and treatment, but prefer the lower cell height for basic daily activities. Also ideal for the pediatric client.
- The 4" high cell cushion is designed to offer deep immersion to provide a high level of pressure reduction for tissue protection and treatment of existing pressure ulcers or for those at higher risk of pressure ulcers.
- The 5" high cell cushion offers the ultimate immersion values available, to further enhance pressure reduction, tissue protection and treatment. Ideal for clients with an extremely bony prominence.



## **HCPCS Code Reference Page**

### **E2622 – Single Valve – Adjustable Skin Protection, Width less than 22”**

- Stabil-Air Single Valve (Page 4)
- Max-Immerse Single Valve (Page 10)
- Standard Contour Single Valve (Page 11)
- Mid Contour Single Valve (Page 12)
- Short Contour Single Valve (Page 13)

### **E2623 - Single Valve - Adjustable Skin Protection, Width 22” or greater**

- Stabil-Air Single Valve (Page 4) Width 22” or greater
- Max-Immerse Single Valve (Page 10) Width 22” or greater
- Standard Contour Single Valve (Page 11) Width 22” or greater
- Mid Contour Single Valve (Page 12) Width 22” or greater
- Short Contour Single Valve (Page 13) Width 22” or greater

### **E2624 - Dual and Quad Valve - Adjustable Skin Protection, Width less than 22”**

- Stabil-Air Dual and Quad Valve (Page 4)
- Galaxy Single, Dual, and Quad Valve (Page 6)
- StarLock (Page 8)
- Max-Immerse Dual and Quad Valve (Page 10)
- Standard Contour Dual and Quad Valve (Page 11)
- Mid Contour Dual and Quad Valve (Page 12)
- Short Contour Dual and Quad Valve (Page 13)
- CXR (Page 16)

### **E2625 - Dual and Quad Valve - Adjustable Skin Protection, Width 22” or greater**

- Stabil-Air Dual and Quad Valve (Page 4) Width 22” or greater
- StarLock (Page 8) Width 22” or greater
- Max-Immerse Dual and Quad Valve (Page 10) Width 22” or greater
- Standard Contour Dual and Quad Valve (Page 11) Width 22” or greater
- Mid Contour Dual and Quad Valve (Page 12) Width 22” or greater
- Short Contour Dual and Quad Valve (Page 13) Width 22” or greater
- CXR (Page 16) Width 22” or greater

### **E2609/E2617 – Customs**

- Customs (Page 14 & 15)

### **E0371, Group 2 Surface**

- StarMatt Overlay (Page 19)

### **E0373, Group 2 Surface**

- StarMatt Replacement (Page 18)

# Stabil-Air CUSHION

- Internal foam is contoured depending on cushion height
- Internal foam can be custom contoured to unique patient needs.
- Made with high-quality, flame resistant, latex-free neoprene rubber
- Approximately 4lbs/1.36kg
- No Weight Limit.



HCPCS CODE - E2622 Single Valve 5" cell height



HCPCS CODE - E2624 Four Valve 4" cell height



HCPCS CODE - E2624 Dual Valve 3" cell height



HCPCS CODE - E2622 Single Valve 2" cell height



4" cell height with cover

*\*2", 3", 4" and 5" cell heights are available in single, dual and four valve options.*

The Stabil-Air is our newest cushion. A perfect combination of air and foam: air enables pressure equalization with foam bringing contoured stability. We do it through utilization of foam supporters internal to the air cells, further enhancing the dynamic weight distribution benefits of a cellular air cushion. It means reinforcing and shaping selected cells with internal support systems. The Stabil-Air Cushion is capable of prevention and healing of up to, and including, a Stage IV pressure ulcer. Stabil-Air delivers an innovative support method unlike anything else on the market. The Stabil-Air is available in all sizes, as well as custom sizes and cell configurations.


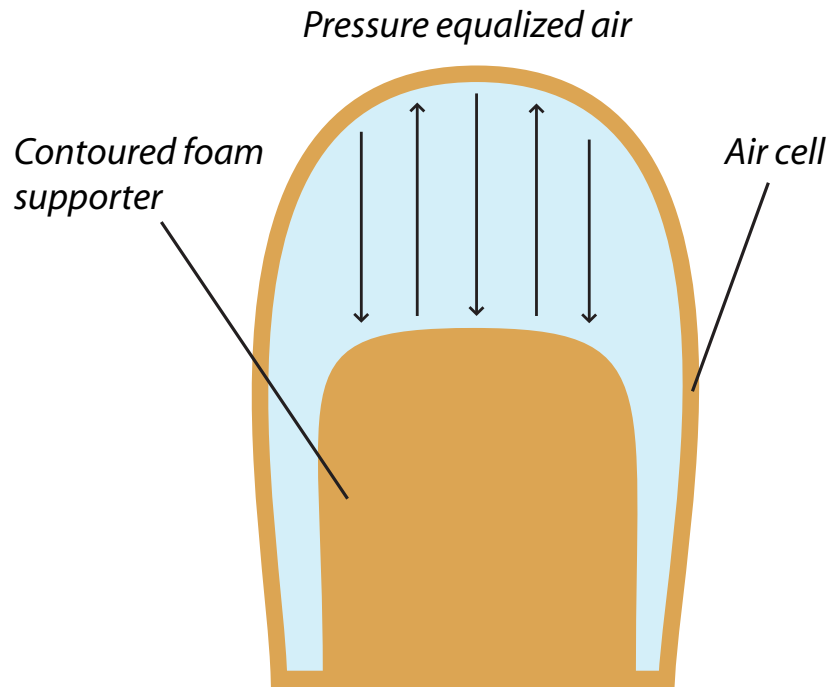
The internal foam provides two amazing benefits.

First, the internal foam is contoured, so that there is taller foam around the outside, with shorter foam for the leg troughs, the buttocks, and the coccyx. This contoured layer of foam provides a shell of stability and helps ease transfers on and off of the cushion.

The second benefit is that the foam provides a backup or secondary layer of skin protection, which assists in the prevention of the cushion bottoming out. This means that a user or care provider can have the 'peace of mind' of knowing that if the multi-celled air cushion ever loses air, the user still is safeguarded with a backup layer of skin protection.



4" cell height  
HCPCS CODE - E2622



\*The images above are graphical depictions of the internal contoured foam and are not meant to be exact depictions. The contoured foam varies by size, shape, and height depending on the size of the cushion.



# GALAXY™ CUSHION

The Galaxy is a flame resistant neoprene cushion that combines multi-cellular air technology with a patented, contouring design, fitting the anatomical form. These detailed, contouring features, offer several benefits to aid in the patients' stability and posture, while greatly enhancing a true therapeutic advantage. The Galaxy cushion is capable of prevention and healing of up to, and including, a Stage IV pressure ulcer. Simply stated, the Galaxy is a well engineered system, uniquely designed to capture the needs and requirements of our companies' first and foremost importance...the end user!

### ● PELVIC SUPPORTS

A supporting area that gently adducts the trochanters creating a hydrostatic environment around the sitting tissues.

### ● ADDUCTORS


Gently pushes femurs to the midline of the cushion.

### ● COCCYX/PERINEUM RELIEF

Voided areas to keep excess pressures away from problematic areas.

### ● PRE-ISCHIAL RIDGE

Posterior sloped air cells prevents forward migration.



Patent No. 7,350,251  
Patent No. 7,681,265 B2  
AND OTHER PATENTS PENDING

### ● ABDUCTOR

Built-inommel for abduction of the knees to work in concert with the femur troughs.


### ● FEMUR TROUGHS

A sculpted region to help position the thighs in a medial-lateral placement


HCPCS CODE - E2624

# ALTERNATE STYLES AND ZONING OPTIONS


**Standard - Dual Valve**  
(side x side compartments)




**Dual Valve - Front to Back**  
(greater prevention of forward migration)




**Four Valve**  
(further enhancement and positioning)




**Simple - Single Valve**  
(contouring with one zone)



**Four Valve - Enhanced**  
(four-valve with isolation of pelvic supports)



**Four Valve - Front to Back**  
(to further isolate ischials)



Recommended Chair Size	GALAXY Model Number	Dimensions (Inches)	Dimensions (Centimeters)
14" x 14"	GXY 1414-2	14" x 14"	35.5 x 35.5
14" x 16"	GXY 1416-2	14" x 16"	35.5 x 40.6
16" x 14"	GXY 1614-2	16" x 14"	40.6 x 35.5
16" x 16"	GXY 1616-2	16" x 16"	40.6 x 40.6
16" x 18"	GXY 1618-2	16" x 18"	40.6 x 45.7
18" x 16"	GXY 1816-2	18" x 16"	45.7 x 40.6
18" x 18"	GXY 1818-2	18" x 18"	45.7 x 45.7
18" x 20"	GXY 1820-2	18" x 20"	45.7 x 50.8
20" x 16"	GXY 2016-2	20" x 16"	50.8 x 40.6
20" x 18"	GXY 2018-2	20" x 18"	50.8 x 45.7
20" x 20"	GXY 2020-2	20" x 20"	50.8 x 50.8





Patent No. 7,434,282 B2  
AND OTHER PATENTS PENDING


First in the development of complete CELL LOCK technology, Star offers you the StarLock Cushion. This is our premier wheelchair cushion offering you the ultimate in aggressive positioning, unparalleled stability and the highest level of therapeutic prevention and treatment of pressure ulcers you have come to expect from a Star Cushion Product. The StarLock cushion is capable of prevention and healing of up to, and including, a Stage IV pressure ulcer.



HCPCS CODE - E2624 5" cell height



HCPCS CODE - E2624 4" cell height



HCPCS CODE - E2624 3" cell height



HCPCS CODE - E2624 2" cell height



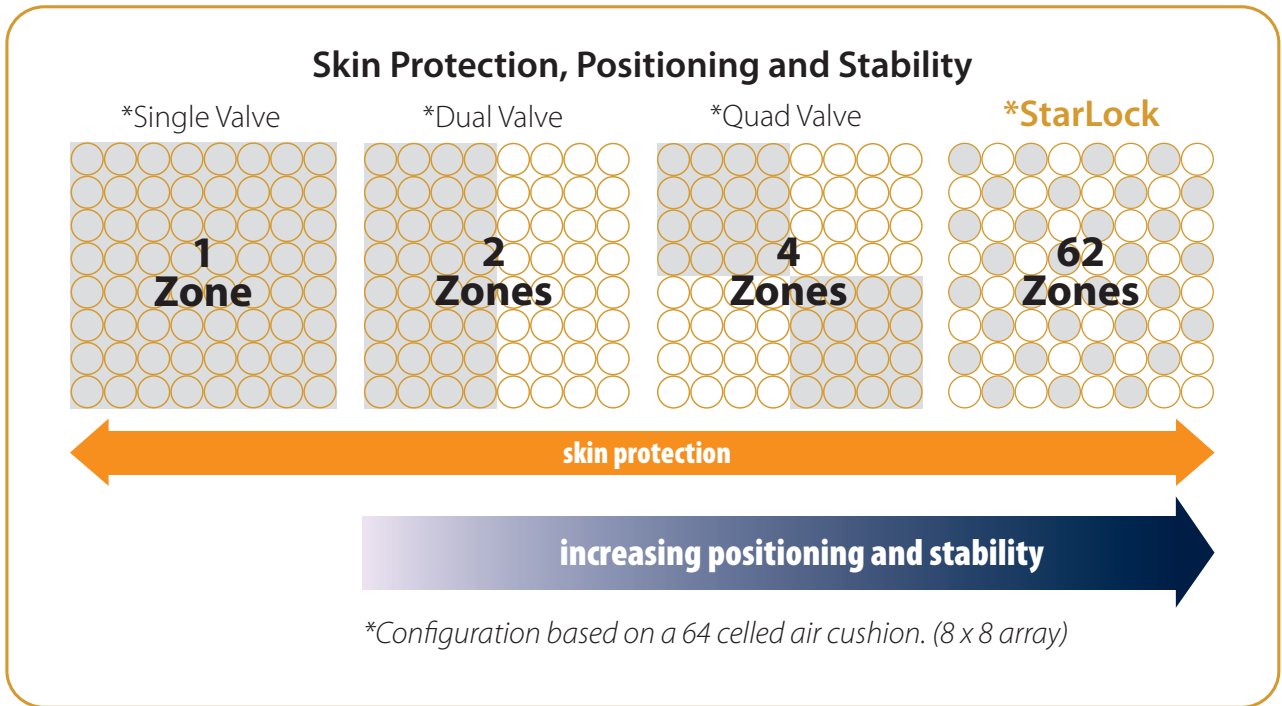
4" cell height with cover

- Available in 5", 4", 3", and 2" cell heights to better accommodate your seating and positioning needs.
- Variable air flow control provides versatility when addressing hard to fit clients.
- LOCK TECHNOLOGY allows you to easily address asymmetrical seating issues.
- LOCK TECHNOLOGY allows you to isolate individual air cells and customize with no contact areas without the added expense of an actual custom cushion.
- The ability to isolate air flow between cells enhances stability and assists in transfers and overall posture or trunk control.
- Maintains skin integrity by providing a therapeutic, low pressure, low shear, low friction seating environment.
- Cost effective seating option for a wide range of seating and positioning needs.
- Light Weight, Approximately 3 pounds/1.36 kilograms.
- Available in Pediatric, Bariatric and adult sizes.
- 24 Month Manufacturers Limited Warranty.
- Comes complete with fitted cover, hand pump and repair kit.
- Designed of high quality, flame resistant, latex free neoprene rubber.
- No Weight Limit.



4" cell height  
HCPCS CODE - E2624

Innovative Starlock Technology creates a multitude of zones offering unprecedented positioning and stability. The Starlock set-up is quite simple...adjust the Starlock like a traditional single valve air cushion. Using the attached bulb pump, inflate the locking mechanism to secure client position. When locked, the amount of air volume created in each individual air cell by virtue of the set-up procedure will remain...creating a very personalized seating surface, without the cost of a custom cushion.



## Leaving a lasting impression

*For many years, it has been well noted by therapists worldwide that multi-celled air cushion technology is the best proven system for the prevention and treatment of pressure ulcers. By greatly decreasing peak pressures, blood flow is maintained for tissue viability. The advancement of the Starlock goes several steps further by addressing three basic issues that in the past, many have viewed as a compromise when using multi-celled air cushions...Positioning, Stability and Transfers. With the Starlock, there is no compromise! The Starlock achieves this by our unique "Cell Locking Technology." In lieu of adding valves to the cushion for dual-zone or four-zone cushioning, the Starlock locks up each air cell into the desired position. By this "locking action" all three of these concerns are answered...while still maintaining soft, flexible air cells for overall tissue maintenance.*



# MAX-IMMERSE™ CUSHION

The Max-Immerse Cushion is designed to accommodate individuals with a larger skeletal structure or bony prominence. The uniquely elevated cell contour enables more effective adjustment across the seating surface. With air cell heights historically limited to no greater than 4 inches, individuals were to some extent restricted to immersion depth. Today, Max-Immerse allows situating the client to a new, greater depth ensuring ultimate dispersion of the weight bearing load throughout the surface area. The soft, flexible air cells are ideal for the prevention and healing of up to and including a Stage IV pressure ulcer.


- Air adjustable 5" cells offer the ultimate immersion values available, to further enhance pressure reduction, tissue protection and treatment.
- Available in dual and four valve/compartments to effectively address seating challenges such as pelvic obliquities and sacral sitting, to enhance posture control and to improve overall function.
- Light Weight, Approximately 4 pounds./1.36 kilograms.
- Available in Pediatric through Bariatric
- 24 Month Manufacturers Limited Warranty.
- Comes complete with fitted cover, hand pump and repair kit.
- Designed of high quality, flame resistant, latex free neoprene rubber.
- No Weight Limit.





The Standard Contour Cushion (4" cell height) is Star Cushion Products premier cushion for the prevention and treatment of pressure ulcers. Flexible, interconnected 4" air cells allow for deep immersion into the cushion providing constant low pressure across the contact seating surface. In addition, the cell moves and shapes to the contact area providing a low shear, low friction surface ideal for the prevention and healing of up to and including a Stage IV pressure ulcer.

# STANDARD CONTOUR CUSHION



HCPCS CODE - E2624

Dual Valve



HCPCS CODE - E2624

Four Valve



4" cell height with cover

- Air adjustable 4" cells offer deep immersion to provide a high level of pressure reduction for tissue protection and treatment.
- Available in dual and four valve/compartment to effectively address seating challenges such as pelvic obliquities and sacral sitting, to enhance posture control and to improve overall function.
- Light Weight, Approximately 3 pounds./1.36 kilograms.
- Available in Pediatric and Adult Sizes.
- 24 Month Manufacturers Limited Warranty.
- Comes complete with fitted cover, hand pump and repair kit.
- Designed of high quality, flame resistant, latex free neoprene rubber.
- No Weight Limit.



4" cell height  
HCPCS CODE - E2622

# MID CONTOUR CUSHION

The Mid Contour Cushion (3" cell height) is recommended for individuals who require a cell height that provides a high level of tissue protection and treatment while offering greater ease in transfers in and out of the cushion. The Mid Contour cell height has proven to be ideal for the pediatric client, providing deep immersion for high levels of tissue protection and treatment along with lower cell height for the pediatric frame.


- 3" high cell is recommended for those individuals who require deep immersion for tissue protection and treatment, but prefer the lower cell height for basic daily activities. Also ideal for the pediatric client.
- Available in dual and four valve/compartments to effectively address seating challenges such as pelvic obliquities and sacral sitting, to enhance posture control and to improve overall function.
- Light Weight, Approximately 3 pounds/1.36 kilograms.
- Available in Pediatric and Adult Sizes.
- 24 Month Manufacturers Limited Warranty.
- Comes complete with fitted cover, hand pump and repair kit.
- Designed of high quality, flame resistant, latex free neoprene rubber.
- No Weight Limit.



3" cell height  
HCPCS CODE - E2622

The Short Contour Cushion (2" cell height) is recommended for the active individual that can perform independent weight shifts, or for those individuals who are at low risk for pressure ulcer. The Short Contour is the perfect cushion for sports enthusiasts as well, providing the ideal seating surface for your everyday chair, sports chair or other sports equipment.

# SHORT CONTOUR CUSHION



HCPCS CODE - E2624

Dual Valve



HCPCS CODE - E2624

Four Valve



2" cell height with cover

- 2" high cell cushion is ideal for the individual who has an active lifestyle, is "at low risk" for, or has a history of pressure ulcers.
- Available in dual and four valve/compartments to address seating challenges such as pelvic obliquities and sacral seating, to enhance postural control and to improve overall function.
- Light Weight, Approximately 3 pounds/1.36 kilograms.
- Available in Pediatric, Adult and Bariatric Sizes.
- 24 Month Manufacturers Limited Warranty.
- Comes complete with fitted cover, hand pump and repair kit.
- Designed of high quality, flame resistant, latex free neoprene.
- No Weight Limit.



2" cell height  
HCPCS CODE - E2622

# BACK SYSTEMS



Unlimited Possibilities!



- Contouring and sizing to fit the most difficult back shells.
- Option of having built-in Starlock technology.
- Option of having built-in foam (Stabil-Air technology)
- Choose from multiple cell heights.
- Custom cover included.
- No Weight Limit.

# CUSTOM CUSHIONS

- Unique designs for challenging situations.
- Choose from multiple cell heights (2", 3", 4" and 5").
- Custom Cover Included.
- Elaborate configurations provided with a cost effective solution.
- No Weight Limit.



HCPCS CODE -E2609



- Standard sizing is available in widths up to 21" with a back height up to 25".
- Choose from 2", 3", 4" and 5" cell heights.
- Options Include: CXR style seat, Starlock technology in Seat and/or Back portion, Stabil-Air in seat or back.
- Ideal for Tilt/Recline chairs.
- Bariatric Sizing also available.
- No Weight Limit.

# RECLINERS



HCPCS CODE - E2609/E2617

- Many sizes and configurations available.
- Specify size, required cell height and configuration when ordering.
- Cover not included.
- Cushions for Shower Chairs available.
- No Weight Limit.

# COMMUNE CUSHION



# CXR<sup>®</sup> CONTOUR CUSHION

The CXR<sup>®</sup> Cushion is designed to minimize coccyx pressures through a combination of 2" air cells under the coccyx area and 4" air cells throughout the remaining cushion surface. The dual valve configuration allows you to adjust both the 4" and 2" cells separately, achieving individualized immersion and ultimately consistent low sitting pressures. Available in over 20 standard configurations to address specific seating needs. The CXR Cushion is capable of prevention and healing of up to, and including, a Stage IV pressure ulcer

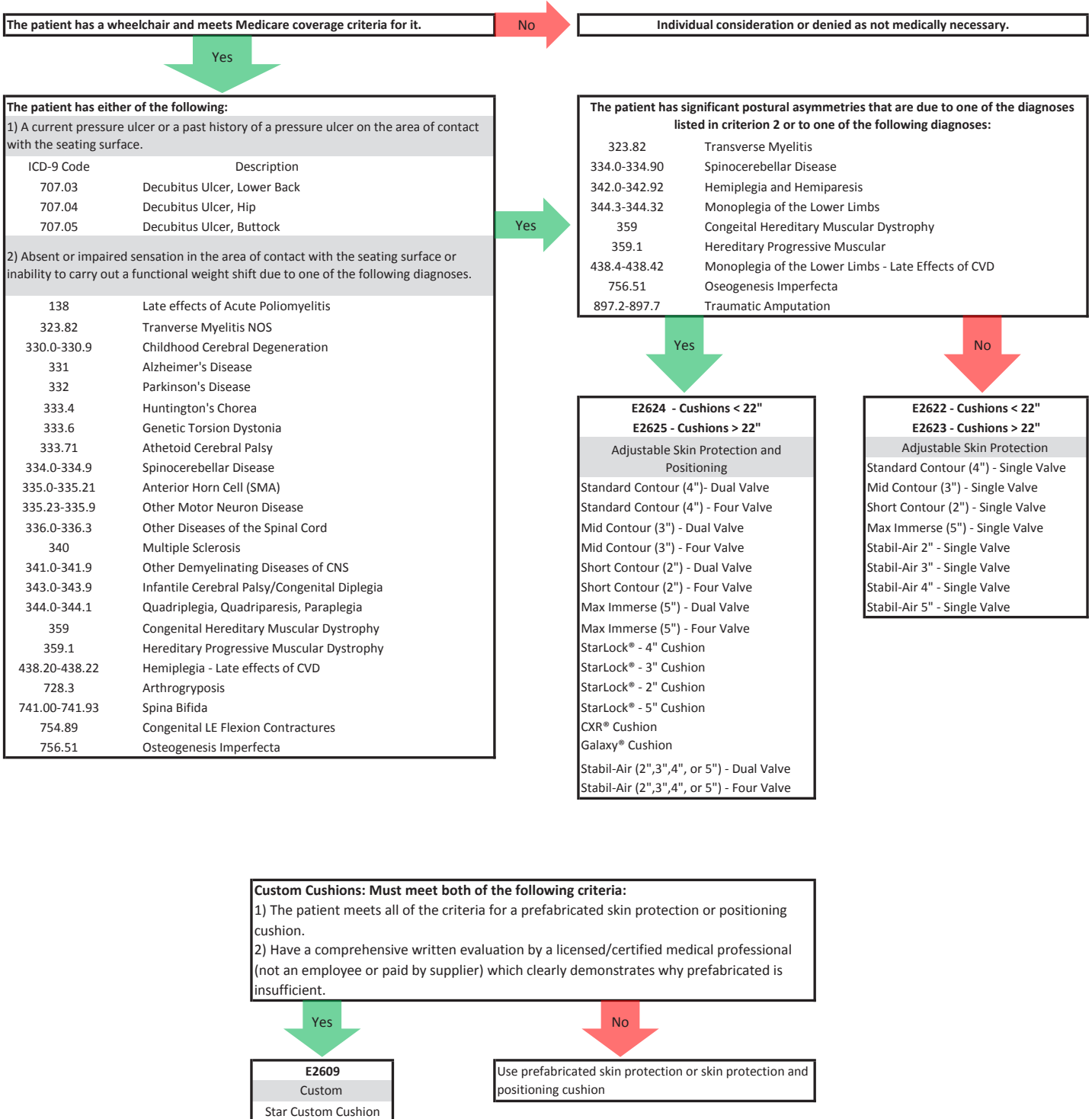
- The CXR is designed for those individuals who require added protection and treatment under the coccyx area. Ideal for the individual who has, or is at risk of pressure ulcers.
- Comes standard as a dual valve cushion with both the 2" cells and the 4" cells zoned separately.
- Light Weight, Approximately 3 pounds/1.36 kilograms.
- Available in Pediatric, Adult and Bariatric Sizes.
- 24 Month Manufacturers Limited Warranty.
- Comes complete with fitted cover, hand pump and repair kit.
- Designed of high quality, flame resistant, latex free neoprene.
- No Weight Limit.



HCPCS CODE - E2624



## Medicare Wheelchair Cushion HCPCS Coding Eligibility Requirements



5 Commerce Dr · Freeburg, IL 62243  
Toll Free: 888-277-7827 · 618-539-7070  
www.starcushion.com

# STARMATT<sup>®</sup> REPLACEMENT SYSTEM

\*Medicare Approved

## HCPCS Code E0373, Group 2 Surface Non-Powered Advanced Pressure Reducing Mattress

**Model# SMRS 3580** - 35" x 80" x 7"


(Fits standard hospital bed frames)

**Model# SMRS Custom** - Any size from pediatrics to bariatrics up to 60" wide

- Four Adjustable Zone StarMatt Sections, with connecting snaps
- Capable of prevention and healing of up to, and including, a Stage IV pressure ulcer.
- 7" Thick Custom Foam Mattress
- Fitted Cover for Foam Mattress
- Second Incontinent Fitted Cover over entire system
- Hand Pump
- Repair Kit
- Two-Year Manufacturer's Limited Warranty
- No Weight Limit!

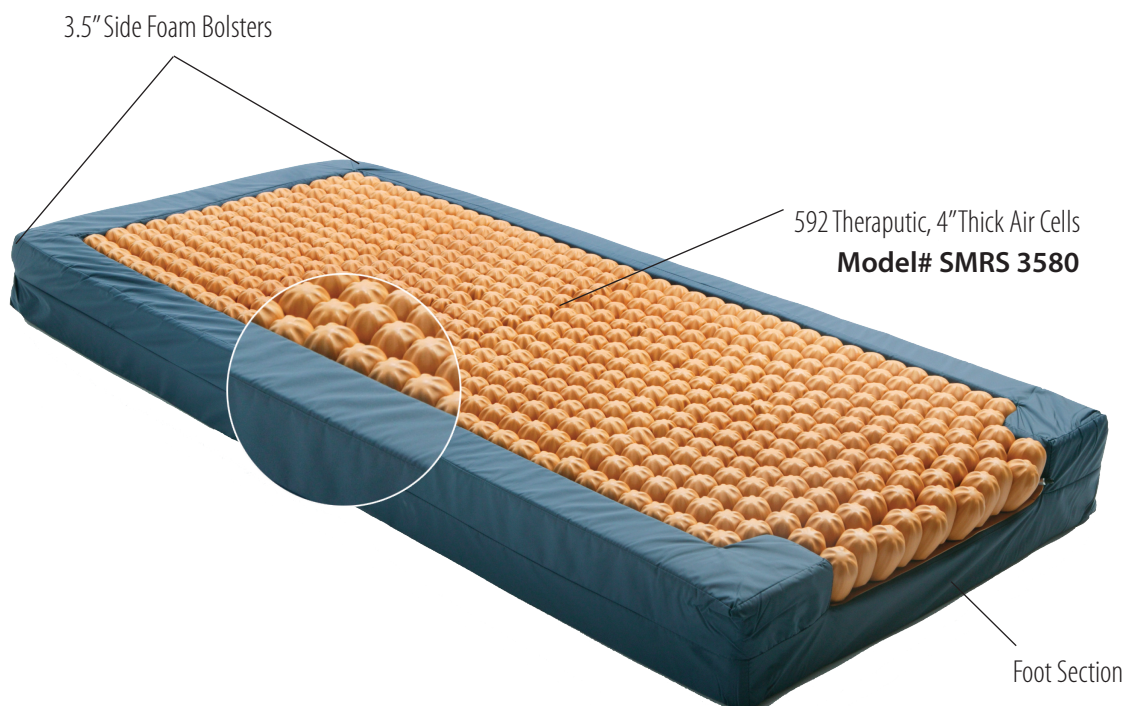
The StarMatt Mattress Replacement System combines the high-end benefits of multi-celled air technology with a custom foam mattress. Underneath the 4" air cells, the mattress features a 3.5" thick layer of therapeutic foam to add patient lift and prevent bottoming out. The mattress system has an overall thickness of 7", with four adjustable air sections that fit within the mattress perimeter. Having the air sections slightly narrower in width, side bolsters are added, allowing increased safety and easing patient transfers. The photo shown below accommodates a standard hospital size mattress (Model# SMRS 3580). Custom sizes and special configurations are also available from Pediatrics to Bariatrics.

## The Star Cushion OR Pad



This three-piece pressure reducing system is an excellent choice for patient procedures lasting longer than 2 hours.

- 400, soft, flexible 2" air cells.
- Fits area approximately 20" x 75", with custom sizing available.
- 24 Month Manufacturers Limited Warranty.






The StarMatt Overlay is a four section, therapeutic, air adjustable mattress overlay featuring 180 air cells per section for a total of 720 air cells throughout the entire system. As the individual becomes immersed into the StarMatt, they benefit from a high resolution, low pressure, low shear support surface that conforms to the unique contours of the body, providing an ideal environment for the healing of up to and including a Stage IV pressure ulcer. The “GOLD” Standard in therapeutic mattress overlays!

**STARMATT**<sup>®</sup>  
NON-POWERED ADJUSTABLE ZONED  
PRESSURE REDUCING MATTRESS OVERLAY



A vapor permeable, quilted top cover is included with each StarMatt System. The cover encompasses not only the StarMatt but the hospital or bed mattress as well, protecting the bed mattress from fluids and helping to prevent sliding of the StarMatt during transfers in and out of bed.



Single StarMatt Section allows for effective pressure relief for a particular area, such as heel protection. It can also serve as an integral part of a custom foam mattress by providing superior pressure relief for problematic areas.




A heavy duty carry bag is included to carry the entire StarMatt System, providing an easy method for transport.



HCPCS Code E0371, Group 2 Surface

# Design Grid

for 2", 3", and 4" cell heights



Cell Dimension Chart

3 cells = 6.5"
4 cells = 8.5"
5 cells = 10.25"
6 cells = 11.75"
7 cells = 13.5"
8 cells = 15.5"
9 cells = 17.25"
10 cells = 19.25"
11 cells = 21"
12 cells = 22.75"
13 cells = 24.75"
14 cells = 26.5"
15 cells = 28.25"
16 cells = 30"
17 cells = 31.75"
18 cells = 33.75"
19 cells = 35.5"
20 cells = 37.25"

- Step 1: Specify cushion dimensions:
- Step 2: Specify valve placement and number of valves required:
- Step 3: Specify the required height of each cell (2",3" or 4"). If deleted or removed cells are needed, please note.
- Step 4: For multiple valves/compartments, draw a line referencing where compartments should be separated
- Step 5: Indicate whether or not cover is required. (Standard or ICC)
- Step 6: Indicate if cushion is to be a StarLock Cushion (SL)
- Step 7: Indicate if cushion is to be a Stabil-Air Cushion (SA)  
To customize heights of foam internal to air cells: Mark cells with an **H** for high foam, **L** for low foam, and **N** for no foam

Please Copy As Needed For Quotes and Purchase Orders

Person Ordering: \_\_\_\_\_

Provider Name: \_\_\_\_\_

Address: \_\_\_\_\_

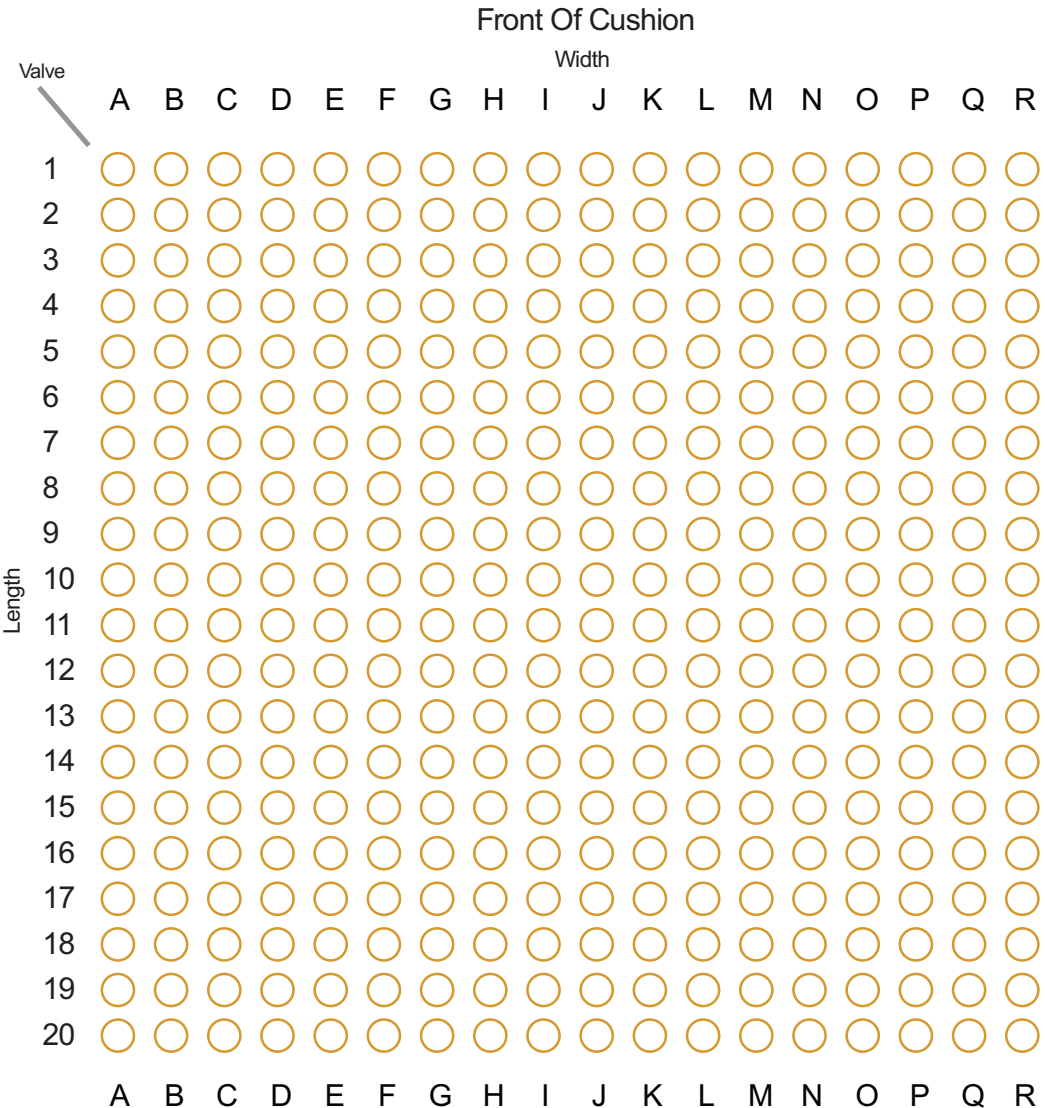
City: \_\_\_\_\_ State: \_\_\_\_\_ Zip: \_\_\_\_\_

Phone: \_\_\_\_\_ Fax: \_\_\_\_\_

E-Mail: \_\_\_\_\_ P.O. #: \_\_\_\_\_

# Design Grid

for 5" cell heights



Cell Dimension Chart

4 cells = 10"
5 cells = 12"
6 cells = 14"
7 cells = 16"
8 cells = 18"
9 cells = 20"
10 cells = 22"
11 cells = 24"
12 cells = 26"
13 cells = 28"
14 cells = 30"
15 cells = 32"
16 cells = 34"

- Step 1: Specify cushion dimensions:
- Step 2: Specify valve placement and number of valves required:
- Step 3: Height of each cell is 5". If deleted or removed cells are needed, please note.
- Step 4: For multiple valves/compartments, draw a line referencing where compartments should be separated
- Step 5: Indicate whether or not cover is required. (Standard or ICC)
- Step 6: Indicate if cushion is to be a StarLock Cushion (SL)
- Step 7: Indicate if cushion is to be a Stabil-Air Cushion (SA)  
 To customize heights of foam internal to air cells: Mark cells with an **H** for high foam, **L** for low foam, and **N** for no foam

Please Copy As Needed For Quotes and Purchase Orders

Person Ordering:	_____
Provider Name:	_____
Address:	_____
City:	_____ State: _____ Zip: _____
Phone:	_____ Fax: _____
E-Mail:	_____ P.O. #: _____

# Star Cushion Standard

RECOMMENDED Chair Size	MAX-IMMERSE 5" Cell			STANDARD CONTOUR 4" Cell			M
	Single Valve	Dual Valve	Four Valve	Single Valve	Dual Valve	Four Valve	Single Valve
10" x 10"	MAX 1010-1	MAX 1010-2	MAX 1010-4	SC 0909-1	SC 0909-2	SC 0909-4	MC 0909-1
10" x 12"	MAX 1012-1	MAX 1012-2	MAX 1012-4	SC 0911-1	SC 0911-2	SC 0911-4	MC 0911-1
10" x 14"	MAX 1014-1	MAX 1014-2	MAX 1014-4	SC 0913-1	SC 0913-2	SC 0913-4	MC 0913-1
12" x 10"	MAX 1210-1	MAX 1210-2	MAX 1210-4	SC 1109-1	SC 1109-2	SC 1109-4	MC 1109-1
12" x 12"	MAX 1212-1	MAX 1212-2	MAX 1212-4	SC 1111-1	SC 1111-2	SC 1111-4	MC 1111-1
12" x 14"	MAX 1214-1	MAX 1214-2	MAX 1214-4	SC 1113-1	SC 1113-2	SC 1113-4	MC 1113-1
14" x 10"	MAX 1410-1	MAX 1410-2	MAX 1410-4	SC 1309-1	SC 1309-2	SC 1309-4	MC 1309-1
14" x 12"	MAX 1412-1	MAX 1412-2	MAX 1412-4	SC 1311-1	SC 1311-2	SC 1311-4	MC 1311-1
14" x 14"	MAX 1414-1	MAX 1414-2	MAX 1414-4	SC 1313-1	SC 1313-2	SC 1313-4	MC 1313-1
14" x 16"	MAX 1416-1	MAX 1416-2	MAX 1416-4	SC 1315-1	SC 1315-2	SC 1315-4	MC 1315-1
14" x 18"	MAX 1418-1	MAX 1418-2	MAX 1418-4	SC 1317-1	SC 1317-2	SC 1317-4	MC 1317-1
16" x 12"	MAX 1612-1	MAX 1612-2	MAX 1612-4	SC 1511-1	SC 1511-2	SC 1511-4	MC 1511-1
16" x 14"	MAX 1614-1	MAX 1614-2	MAX 1614-4	SC 1513-1	SC 1513-2	SC 1513-4	MC 1513-1
16" x 16"	MAX 1616-1	MAX 1616-2	MAX 1616-4	SC 1515-1	SC 1515-2	SC 1515-4	MC 1515-1
16" x 18"	MAX 1618-1	MAX 1618-2	MAX 1618-4	SC 1517-1	SC 1517-2	SC 1517-4	MC 1517-1
16" x 20"	MAX 1620-1	MAX 1620-2	MAX 1620-4	SC 1519-1	SC 1519-2	SC 1519-4	MC 1519-1
18" x 14"	MAX 1814-1	MAX 1814-2	MAX 1814-4	SC 1713-1	SC 1713-2	SC 1713-4	MC 1713-1
18" x 16"	MAX 1816-1	MAX 1816-2	MAX 1816-4	SC 1715-1	SC 1715-2	SC 1715-4	MC 1715-1
18" x 18"	MAX 1818-1	MAX 1818-2	MAX 1818-4	SC 1717-1	SC 1717-2	SC 1717-4	MC 1717-1
18" x 20"	MAX 1820-1	MAX 1820-2	MAX 1820-4	SC 1719-1	SC 1719-2	SC 1719-4	MC 1719-1
18" x 22"	MAX 1822-1	MAX 1822-2	MAX 1822-4	SC 1721-1	SC 1721-2	SC 1721-4	MC 1721-1
20" x 16"	MAX 2016-1	MAX 2016-2	MAX 2016-4	SC 1915-1	SC 1915-2	SC 1915-4	MC 1915-1
20" x 18"	MAX 2018-1	MAX 2018-2	MAX 2018-4	SC 1917-1	SC 1917-2	SC 1917-4	MC 1917-1
20" x 20"	MAX 2020-1	MAX 2020-2	MAX 2020-4	SC 1919-1	SC 1919-2	SC 1919-4	MC 1919-1
20" x 22"	MAX 2022-1	MAX 2022-2	MAX 2022-4	SC 1921-1	SC 1921-2	SC 1921-4	MC 1921-1
22" x 16"	MAX 2216-1	MAX 2216-2	MAX 2216-4	SC 2115-1	SC 2115-2	SC 2115-4	MC 2115-1
22" x 18"	MAX 2218-1	MAX 2218-2	MAX 2218-4	SC 2117-1	SC 2117-2	SC 2117-4	MC 2117-1
22" x 20"	MAX 2220-1	MAX 2220-2	MAX 2220-4	SC 2119-1	SC 2119-2	SC 2119-4	MC 2119-1
22" x 22"	MAX 2222-1	MAX 2222-2	MAX 2222-4	SC 2121-1	SC 2121-2	SC 2121-4	MC 2121-1

Note: Additional Pediatric and

# Product Sizing Chart

MID CONTOUR 3" Cell		SHORT CONTOUR 2" Cell			CXR®	Dimensions 2", 3", & 4" Cell heights (inches)	Dimensions 5" Cell height (Inches)
Dual Valve	Four Valve	Single Valve	Dual Valve	Four Valve			
MC 0909-2	MC 0909-4	SCS 0909-1	SCS 0909-2	SCS 0909-4	CXR 0909-2	10.25 x 10.25	10 x 10
MC 0911-2	MC 0911-4	SCS 0911-1	SCS 0911-2	SCS 0911-4	CXR 0911-2	10.25 x 11.75	10 x 12
MC 0913-2	MC 0913-4	SCS 0913-1	SCS 0913-2	SCS 0913-4	CXR 0913-2	10.25 x 13.5	10 x 14
MC 1109-2	MC 1109-4	SCS 1109-1	SCS 1109-2	SCS 1109-4	CXR 1109-2	11.75 x 10.25	12 x 10
MC 1111-2	MC 1111-4	SCS 1111-1	SCS 1111-2	SCS 1111-4	CXR 1111-2	11.75 x 11.75	12 x 12
MC 1113-2	MC 1113-4	SCS 1113-1	SCS 1113-2	SCS 1113-4	CXR 1113-2	11.75 x 13.5	12 x 14
MC 1309-2	MC 1309-4	SCS 1309-1	SCS 1309-2	SCS 1309-4	CXR 1309-2	13.5 x 10.25	14 x 10
MC 1311-2	MC 1311-4	SCS 1311-1	SCS 1311-2	SCS 1311-4	CXR 1311-2	13.5 x 11.75	14 x 12
MC 1313-2	MC 1313-4	SCS 1313-1	SCS 1313-2	SCS 1313-4	CXR 1313-2	13.5 x 13.5	14 x 14
MC 1315-2	MC 1315-4	SCS 1315-1	SCS 1315-2	SCS 1315-4	CXR 1315-2	13.5 x 15.5	14 x 16
MC 1317-2	MC 1317-4	SCS 1317-1	SCS 1317-2	SCS 1317-4	CXR 1317-2	13.5 x 17.25	14 x 18
MC 1511-2	MC 1511-4	SCS 1511-1	SCS 1511-2	SCS 1511-4	CXR 1511-2	15.5 x 11.75	16 x 12
MC 1513-2	MC 1513-4	SCS 1513-1	SCS 1513-2	SCS 1513-4	CXR 1513-2	15.5 x 13.5	16 x 14
MC 1515-2	MC 1515-4	SCS 1515-1	SCS 1515-2	SCS 1515-4	CXR 1515-2	15.5 x 15.5	16 x 16
MC 1517-2	MC 1517-4	SCS 1517-1	SCS 1517-2	SCS 1517-4	CXR 1517-2	15.5 x 17.25	16 x 18
MC 1519-2	MC 1519-4	SCS 1519-1	SCS 1519-2	SCS 1519-4	CXR 1519-2	15.5 x 19.25	16 x 20
MC 1713-2	MC 1713-4	SCS 1713-1	SCS 1713-2	SCS 1713-4	CXR 1713-2	17.25 x 13.5	18 x 14
MC 1715-2	MC 1715-4	SCS 1715-1	SCS 1715-2	SCS 1715-4	CXR 1715-2	17.25 x 15.5	18 x 16
MC 1717-2	MC 1717-4	SCS 1717-1	SCS 1717-2	SCS 1717-4	CXR 1717-2	17.25 x 17.25	18 x 18
MC 1719-2	MC 1719-4	SCS 1719-1	SCS 1719-2	SCS 1719-4	CXR 1719-2	17.25 x 19.25	18 x 20
MC 1721-2	MC 1721-4	SCS 1721-1	SCS 1721-2	SCS 1721-4	CXR 1721-2	17.25 x 21	18 x 22
MC 1915-2	MC 1915-4	SCS 1915-1	SCS 1915-2	SCS 1915-4	CXR 1915-2	19.25 x 15.5	20 x 16
MC 1917-2	MC 1917-4	SCS 1917-1	SCS 1917-2	SCS 1917-4	CXR 1917-2	19.25 x 17.25	20 x 18
MC 1919-2	MC 1919-4	SCS 1919-1	SCS 1919-2	SCS 1919-4	CXR 1919-2	19.25 x 19.25	20 x 20
MC 1921-2	MC 1921-4	SCS 1921-1	SCS 1921-2	SCS 1921-4	CXR 1921-2	19.25 x 21	20 x 22
MC 2115-2	MC 2115-4	SCS 2115-1	SCS 2115-2	SCS 2115-4	CXR 2115-2	21 x 15.5	22 x 16
MC 2117-2	MC 2117-4	SCS 2117-1	SCS 2117-2	SCS 2117-4	CXR 2117-2	21 x 17.25	22 x 18
MC 2119-2	MC 2119-4	SCS 2119-1	SCS 2119-2	SCS 2119-4	CXR 2119-2	21 x 19.25	22 x 20
MC 2121-2	MC 2121-4	SCS 2121-1	SCS 2121-2	SCS 2121-4	CXR 2121-2	21 x 21	22 x 22

Bariatric Cushions are available

# Star Cushion StarLock & S

RECOMMENDED Chair Size	Stabil-Air Cushion 5" Cell			Stabil-Air Cushion 4" Cell			Stabil-Air Cushion 3" Cell		
	Single Valve	Dual Valve	Four Valve	Single Valve	Dual Valve	Four Valve	Single Valve	Dual Valve	Four V
10" x 10"	SA5 1010-1	SA5 1010-2	SA5 1010-4	SA4 0909-1	SA4 0909-2	SA4 0909-4	SA3 0909-1	SA3 0909-2	SA3 09
10" x 12"	SA5 1012-1	SA5 1012-2	SA5 1012-4	SA4 0911-1	SA4 0911-2	SA4 0911-4	SA3 0911-1	SA3 0911-2	SA3 09
10" x 14"	SA5 1014-1	SA5 1014-2	SA5 1014-4	SA4 0913-1	SA4 0913-2	SA4 0913-4	SA3 0913-1	SA3 0913-2	SA3 09
12" x 10"	SA5 1210-1	SA5 1210-2	SA5 1210-4	SA4 1109-1	SA4 1109-2	SA4 1109-4	SA3 1109-1	SA3 1109-2	SA3 11
12" x 12"	SA5 1212-1	SA5 1212-2	SA5 1212-4	SA4 1111-1	SA4 1111-2	SA4 1111-4	SA3 1111-1	SA3 1111-2	SA3 11
12" x 14"	SA5 1214-1	SA5 1214-2	SA5 1214-4	SA4 1113-1	SA4 1113-2	SA4 1113-4	SA3 1113-1	SA3 1113-2	SA3 11
14" x 10"	SA5 1410-1	SA5 1410-2	SA5 1410-4	SA4 1309-1	SA4 1309-2	SA4 1309-4	SA3 1309-1	SA3 1309-2	SA3 13
14" x 12"	SA5 1412-1	SA5 1412-2	SA5 1412-4	SA4 1311-1	SA4 1311-2	SA4 1311-4	SA3 1311-1	SA3 1311-2	SA3 13
14" x 14"	SA5 1414-1	SA5 1414-2	SA5 1414-4	SA4 1313-1	SA4 1313-2	SA4 1313-4	SA3 1313-1	SA3 1313-2	SA3 13
14" x 16"	SA5 1416-1	SA5 1416-2	SA5 1416-4	SA4 1315-1	SA4 1315-2	SA4 1315-4	SA3 1315-1	SA3 1315-2	SA3 13
14" x 18"	SA5 1418-1	SA5 1418-2	SA5 1418-4	SA4 1317-1	SA4 1317-2	SA4 1317-4	SA3 1317-1	SA3 1317-2	SA3 13
16" x 12"	SA5 1612-1	SA5 1612-2	SA5 1612-4	SA4 1511-1	SA4 1511-2	SA4 1511-4	SA3 1511-1	SA3 1511-2	SA3 15
16" x 14"	SA5 1614-1	SA5 1614-2	SA5 1614-4	SA4 1513-1	SA4 1513-2	SA4 1513-4	SA3 1513-1	SA3 1513-2	SA3 15
16" x 16"	SA5 1616-1	SA5 1616-2	SA5 1616-4	SA4 1515-1	SA4 1515-2	SA4 1515-4	SA3 1515-1	SA3 1515-2	SA3 15
16" x 18"	SA5 1618-1	SA5 1618-2	SA5 1618-4	SA4 1517-1	SA4 1517-2	SA4 1517-4	SA3 1517-1	SA3 1517-2	SA3 15
16" x 20"	SA5 1620-1	SA5 1620-2	SA5 1620-4	SA4 1519-1	SA4 1519-2	SA4 1519-4	SA3 1519-1	SA3 1519-2	SA3 15
18" x 14"	SA5 1814-1	SA5 1814-2	SA5 1814-4	SA4 1713-1	SA4 1713-2	SA4 1713-4	SA3 1713-1	SA3 1713-2	SA3 17
18" x 16"	SA5 1816-1	SA5 1816-2	SA5 1816-4	SA4 1715-1	SA4 1715-2	SA4 1715-4	SA3 1715-1	SA3 1715-2	SA3 17
18" x 18"	SA5 1818-1	SA5 1818-2	SA5 1818-4	SA4 1717-1	SA4 1717-2	SA4 1717-4	SA3 1717-1	SA3 1717-2	SA3 17
18" x 20"	SA5 1820-1	SA5 1820-2	SA5 1820-4	SA4 1719-1	SA4 1719-2	SA4 1719-4	SA3 1719-1	SA3 1719-2	SA3 17
18" x 22"	SA5 1822-1	SA5 1822-2	SA5 1822-4	SA4 1721-1	SA4 1721-2	SA4 1721-4	SA3 1721-1	SA3 1721-2	SA3 17
20" x 16"	SA5 2016-1	SA5 2016-2	SA5 2016-4	SA4 1915-1	SA4 1915-2	SA4 1915-4	SA3 1915-1	SA3 1915-2	SA3 19
20" x 18"	SA5 2018-1	SA5 2018-2	SA5 2018-4	SA4 1917-1	SA4 1917-2	SA4 1917-4	SA3 1917-1	SA3 1917-2	SA3 19
20" x 20"	SA5 2020-1	SA5 2020-2	SA5 2020-4	SA4 1919-1	SA4 1919-2	SA4 1919-4	SA3 1919-1	SA3 1919-2	SA3 19
20" x 22"	SA5 2022-1	SA5 2022-2	SA5 2022-4	SA4 1921-1	SA4 1921-2	SA4 1921-4	SA3 1921-1	SA3 1921-2	SA3 19
22" x 16"	SA5 2216-1	SA5 2216-2	SA5 2216-4	SA4 2115-1	SA4 2115-2	SA4 2115-4	SA3 2115-1	SA3 2115-2	SA3 21
22" x 18"	SA5 2218-1	SA5 2218-2	SA5 2218-4	SA4 2117-1	SA4 2117-2	SA4 2117-4	SA3 2117-1	SA3 2117-2	SA3 21
22" x 20"	SA5 2220-1	SA5 2220-2	SA5 2220-4	SA4 2119-1	SA4 2119-2	SA4 2119-4	SA3 2119-1	SA3 2119-2	SA3 21
22" x 22"	SA5 2222-1	SA5 2222-2	SA5 2222-4	SA4 2121-1	SA4 2121-2	SA4 2121-4	SA3 2121-1	SA3 2121-2	SA3 21

Note: Additional Pediatric and



# Stabil-Air Sizing Chart

Valve	Stabil-Air Cushion 2" Cell			STARLOCK® Cushion				Dimensions 2", 3", & 4" Cell heights (inches)	Dimensions 5" Cell height (Inches)
	Single Valve	Dual Valve	Four Valve	5"	4"	3"	2"		
09-4	SA2 0909-1	SA2 0909-2	SA2 0909-4	SL5 1010-1	SL4 0909-1	SL3 0909-1	SL2 0909-1	10.25 x 10.25	10 x 10
11-4	SA2 0911-1	SA2 0911-2	SA2 0911-4	SL5 1012-1	SL4 0911-1	SL3 0911-1	SL2 0911-1	10.25 x 11.75	10 x 12
13-4	SA2 0913-1	SA2 0913-2	SA2 0913-4	SL5 1014-1	SL4 0913-1	SL3 0913-1	SL2 0913-1	10.25 x 13.5	10 x 14
09-4	SA2 1109-1	SA2 1109-2	SA2 1109-4	SL5 1210-1	SL4 1109-1	SL3 1109-1	SL2 1109-1	11.75 x 10.25	12 x 10
11-4	SA2 1111-1	SA2 1111-2	SA2 1111-4	SL5 1212-1	SL4 1111-1	SL3 1111-1	SL2 1111-1	11.75 x 11.75	12 x 12
13-4	SA2 1113-1	SA2 1113-2	SA2 1113-4	SL5 1214-1	SL4 1113-1	SL3 1113-1	SL2 1113-1	11.75 x 13.5	12 x 14
09-4	SA2 1309-1	SA2 1309-2	SA2 1309-4	SL5 1410-1	SL4 1309-1	SL3 1309-1	SL2 1309-1	13.5 x 10.25	14 x 10
11-4	SA2 1311-1	SA2 1311-2	SA2 1311-4	SL5 1412-1	SL4 1311-1	SL3 1311-1	SL2 1311-1	13.5 x 11.75	14 x 12
13-4	SA2 1313-1	SA2 1313-2	SA2 1313-4	SL5 1414-1	SL4 1313-1	SL3 1313-1	SL2 1313-1	13.5 x 13.5	14 x 14
15-4	SA2 1315-1	SA2 1315-2	SA2 1315-4	SL5 1416-1	SL4 1315-1	SL3 1315-1	SL2 1315-1	13.5 x 15.5	14 x 16
17-4	SA2 1317-1	SA2 1317-2	SA2 1317-4	SL5 1418-1	SL4 1317-1	SL3 1317-1	SL2 1317-1	13.5 x 17.25	14 x 18
11-4	SA2 1511-1	SA2 1511-2	SA2 1511-4	SL5 1612-1	SL4 1511-1	SL3 1511-1	SL2 1511-1	15.5 x 11.75	16 x 12
13-4	SA2 1513-1	SA2 1513-2	SA2 1513-4	SL5 1614-1	SL4 1513-1	SL3 1513-1	SL2 1513-1	15.5 x 13.5	16 x 14
15-4	SA2 1515-1	SA2 1515-2	SA2 1515-4	SL5 1616-1	SL4 1515-1	SL3 1515-1	SL2 1515-1	15.5 x 15.5	16 x 16
17-4	SA2 1517-1	SA2 1517-2	SA2 1517-4	SL5 1618-1	SL4 1517-1	SL3 1517-1	SL2 1517-1	15.5 x 17.25	16 x 18
19-4	SA2 1519-1	SA2 1519-2	SA2 1519-4	SL5 1620-1	SL4 1519-1	SL3 1519-1	SL2 1519-1	15.5 x 19.25	16 x 20
13-4	SA2 1713-1	SA2 1713-2	SA2 1713-4	SL5 1814-1	SL4 1713-1	SL3 1713-1	SL2 1713-1	17.25 x 13.5	18 x 14
15-4	SA2 1715-1	SA2 1715-2	SA2 1715-4	SL5 1816-1	SL4 1715-1	SL3 1715-1	SL2 1715-1	17.25 x 15.5	18 x 16
17-4	SA2 1717-1	SA2 1717-2	SA2 1717-4	SL5 1818-1	SL4 1717-1	SL3 1717-1	SL2 1717-1	17.25 x 17.25	18 x 18
19-4	SA2 1719-1	SA2 1719-2	SA2 1719-4	SL5 1820-1	SL4 1719-1	SL3 1719-1	SL2 1719-1	17.25 x 19.25	18 x 20
21-4	SA2 1721-1	SA2 1721-2	SA2 1721-4	SL5 1822-1	SL4 1721-1	SL3 1721-1	SL2 1721-1	17.25 x 21	18 x 22
15-4	SA2 1915-1	SA2 1915-2	SA2 1915-4	SL5 2016-1	SL4 1915-1	SL3 1915-1	SL2 1915-1	19.25 x 15.5	20 x 16
17-4	SA2 1917-1	SA2 1917-2	SA2 1917-4	SL5 2018-1	SL4 1917-1	SL3 1917-1	SL2 1917-1	19.25 x 17.25	20 x 18
19-4	SA2 1919-1	SA2 1919-2	SA2 1919-4	SL5 2020-1	SL4 1919-1	SL3 1919-1	SL2 1919-1	19.25 x 19.25	20 x 20
21-4	SA2 1921-1	SA2 1921-2	SA2 1921-4	SL5 2022-1	SL4 1921-1	SL3 1921-1	SL2 1921-1	19.25 x 21	20 x 22
15-4	SA2 2115-1	SA2 2115-2	SA2 2115-4	SL5 2216-1	SL4 2115-1	SL3 2115-1	SL2 2115-1	21 x 15.5	22 x 16
17-4	SA2 2117-1	SA2 2117-2	SA2 2117-4	SL5 2218-1	SL4 2117-1	SL3 2117-1	SL2 2117-1	21 x 17.25	22 x 18
19-4	SA2 2119-1	SA2 2119-2	SA2 2119-4	SL5 2220-1	SL4 2119-1	SL3 2119-1	SL2 2119-1	21 x 19.25	22 x 20
21-4	SA2 2121-1	SA2 2121-2	SA2 2121-4	SL5 2222-1	SL4 2121-1	SL3 2121-1	SL2 2121-1	21 x 21	22 x 22

Bariatric Cushions are available











