



aspire

DAY CHAIRS, STOOLS & COMMUNES

aspire for...

Independence
comfort
support



RANGE

High Back Classic Day Chair

Low Back Classic Day Chair

Waterfall Day Chair

Adjustable Day Chair

Classic Bedside Commode

Deluxe Bedside Commode

Kitchen Stool



SURGICAL HOUSE
Medical & Surgical Supply Specialists



aspire HIGH BACK CLASSIC DAY CHAIR

A high back orthopaedic chair that offers adjustability, comfort and support

✓ DVA Contracted

✓ AS / NZS Approved

✓ High Back Classic Day Chair is registered in the ARTG, AUST R ARTG 230067








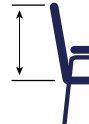



MODELS

- CHP208050 High Back Classic Day Chair - Champagne Vinyl
- CHP208055 High Back Classic Day Chair - Slate Vinyl

Slate Vinyl

1	Contoured high backrest with a slight recline angle provides superior postural support and open hip positioning for comfort	5	Sturdy Design - Generous 160kg weight capacity, yet lightweight for easy manoeuvrability
2	Softly padded armrests, seat and back upholstery for prolonged sitting comfort	6	Powder Coated Steel Frame – Easy to clean, strong and durable
3	Easy clean vinyl surfaces	7	Non-Slip Tips – Provide stability whilst sitting or transferring
4	Height Adjustable – Easy push button adjustment for comfortable positioning and changing needs	8	Available in either Slate or Champagne Vinyl

1
Year
Warranty

SEAT DEPTH	OVERALL DEPTH	SEAT WIDTH	OVERALL WIDTH	SEAT HEIGHT	BACKREST HEIGHT	OVERALL HEIGHT	UNIT WEIGHT	S.W.L
								
490mm	600mm	490mm	645mm	425-610mm	720mm	1155-1315mm	16kg	160kg

aspire LOW BACK CLASSIC DAY CHAIR

A versatile, low back orthopaedic chair

✓ DVA Contracted

✓ AS / NZS Approved

✓ Low Back Classic Day Chair is registered in the ARTG, AUST R ARTG 230087








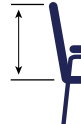



Champagne Vinyl

MODELS

- CHP208000 | Low Back Classic Day Chair - Champagne Vinyl
- CHP208005 | Low Back Classic Day Chair - Slate Vinyl

1	Contoured and slightly reclined backrest angle helps maintain posture while supporting an open and comfortable hip position	5	Height Adjustable – Easy push button adjustment for comfortable positioning and changing needs
2	Non-Slip Rubber Tips – Provide stability whilst sitting or transferring	6	Lightweight Design - lightweight yet sturdy design for easy manoeuvrability
3	Softly padded armrests, seat and back upholstery for prolonged sitting comfort	7	Powder Coated Steel Frame – Easy to clean, strong and durable
4	Easy clean vinyl surfaces	8	Available in either Slate or Champagne Vinyl

1
Year
Warranty

SEAT DEPTH	OVERALL DEPTH	SEAT WIDTH	OVERALL WIDTH	SEAT HEIGHT	BACKREST HEIGHT	OVERALL HEIGHT	UNIT WEIGHT	S.W.L
								
440mm	600mm	460mm	580mm	430-605mm	440mm	845-1015mm	9kg	160kg



SURGICAL HOUSE
Healthcare Consumables & Equipment

aspire WATERFALL DAY CHAIR

A high back orthopaedic chair with contoured and adjustable backrest cushions that offer improved comfort and postural support

✓ DVA Contracted

✓ AS / NZS Approved

✓ Waterfall Day Chair is registered in the ARTG, AUSTR ARTG 230087



MODELS

CHP208070	Waterfall Day Chair - Ink Vinyl
CHP208071	Waterfall Day Chair - Latte Vinyl
CHP208075	Waterfall Day Chair - Oatmeal Fabric
CHP208076	Waterfall Day Chair - Mocha Fabric



1	Waterfall Backrest – Segmented and adjustable backrest cushion provides comfort and postural support	5	Height Adjustable – Easy push button adjustment for comfortable positioning and changing needs
2	Removable Cushion Sections - The seat cushion and backrest overlay can be easily removed for cleaning	6	Non-Slip Tips - Provide stability whilst sitting or transferring
3	Padded Seat and Armrests - Generous support surfaces for better pressure distribution and sitting comfort	7	Powder Coated Steel Frame – Easy to clean, strong and durable
4	Sturdy Design - High safe working load of 200kg, yet lightweight for easy manoeuvrability	8	Available in either Vinyl (Ink or Latte) or Fabric (Oatmeal or Mocha)

1
Year
Warranty

SEAT DEPTH	OVERALL DEPTH	SEAT WIDTH	OVERALL WIDTH	SEAT HEIGHT	BACKREST HEIGHT	OVERALL HEIGHT	UNIT WEIGHT	S.W.L
490mm	720mm	535mm	720mm	420-580mm	685mm	1045-1200mm	16.5kg	200kg



SURGICAL HOUSE
Healthcare Consumables & Equipment

aspire ADJUSTABLE DAY CHAIR

A truly versatile height, width and depth adjustable high back orthopaedic chair with built in lumbar and lateral support and knee bolster

✓ DVA Contracted

✓ AS / NZS Approved

✓ Adjustable Day Chair is registered in the ARTG, AUST R ARTG 230087



Latte Vinyl

MODELS

- CHP208025 Adjustable Day Chair - Latte Vinyl
- CHP208030 Adjustable Day Chair - Ink Vinyl

1	Generously padded and contoured seating surfaces provide superior postural support	5	Height adjustable seating surface and backrest for truly flexible positioning
2	Unique width adjustable frame (up to 100mm) caters to the full spectrum of users shapes and sizes	6	Easy clean vinyl upholstery
3	Push Handle & Transport Wheels - Allows a carer to easily tilt and manoeuvre the chair around a room (without a person in the chair)	7	Sturdy Design - Generous 160kg weight capacity
4	Easily adjustable seat depth allows specific configuration to each users particular needs or circumstances	8	Height adjustable and removable head cushion for extra comfort

1
Year
Warranty

SEAT DEPTH	OVERALL DEPTH	SEAT WIDTH	OVERALL WIDTH	SEAT HEIGHT	BACKREST HEIGHT	OVERALL HEIGHT	UNIT WEIGHT	S.W.L
420-620mm	760-860mm	510-610mm	575-675mm	410-530mm	740-790mm	1070-1220mm	26kg	160kg



SURGICAL HOUSE
Healthcare Consumables & Equipment

aspire CLASSIC BEDSIDE COMMODE

✓ DVA Contracted

✓ AS / NZS Approved

✓ Classic Bedside Commode is registered in the ARTG, AUST R ARTG 230171



Slate Vinyl

MODELS

- BEC045005 Classic Bedside Commode - Champagne Vinyl
- BEC045006 Classic Bedside Commode - Slate Vinyl

1	Removable Backrest – Enables easy storage or transportation	5	Removable bowl with lid and carry handle
2	Raised Padded Armrests – Facilitate easier transfers and offer improved comfort	6	Removable, Padded Seat – with lift-up toilet seat and fixed bowl carrier beneath
3	Easy clean vinyl surfaces	7	Lightweight Design – Lightweight yet sturdy steel design for easy manoeuvrability (5.5kg)
4	Height adjustable legs with easy push button adjustment and non-slip rubber tips for stability	8	Three-sided Shroud – Discreetly conceals bowl
		9	Powder Coated Steel Frame – Strong, durable and easy to clean

1
Year
Warranty

SEAT DEPTH	OVERALL DEPTH	SEAT WIDTH	OVERALL WIDTH	SEAT HEIGHT	BACKREST HEIGHT	OVERALL HEIGHT	UNIT WEIGHT	S.W.L
440mm	600mm	450mm	560mm	475-615mm	450mm	900-1040mm	5.5kg	125kg



SURGICAL HOUSE
Healthcare Consumables & Equipment

aspire DELUXE BEDSIDE COMMmode

✓ DVA Contracted

✓ AS / NZS Approved

✓ Deluxe Bedside Commode is registered in the ARTG, AUST R ARTG 230171



MODELS

- BEC045115 Deluxe Bedside Commode - Champagne Vinyl
- BEC045116 Deluxe Bedside Commode - Slate Vinyl

Champagne Vinyl

1	Generously padded seat lifts and tilts neatly out of the way to reveal a lift-up toilet seat and fixed bowl carrier beneath	5	Height adjustable legs with easy push button adjustment and non-slip tips for stability
2	Padded armrests are raised to provide an easily reachable support point for lowering onto the seat	6	Easy clean vinyl surfaces
3	Removable bowl with lid and carry handle	7	Three-Sided Shroud – Discreetly conceals bowl
4	Contoured, deluxe padded and slightly reclined backrest helps maintain posture while supporting an open and comfortable hip position	8	Powder Coated Steel Frame – Strong, durable and easy to clean

1
Year
Warranty

SEAT DEPTH	OVERALL DEPTH	SEAT WIDTH	OVERALL WIDTH	SEAT HEIGHT	BACKREST HEIGHT	OVERALL HEIGHT	UNIT WEIGHT	S.W.L
470mm	600mm	460mm	600mm	410-565mm	440mm	865-1015mm	12kg	160kg



SURGICAL HOUSE
Healthcare Consumables & Equipment

aspire KITCHEN STOOL

A height adjustable kitchen stool, positioned with an anterior tilt to assist with sitting to standing transfers

✓ DVA Contracted

✓ AS / NZS Approved

✓ Kitchen Stool is registered in the ARTG, AUSTRALIA ARTG 230087



MODELS

■ CHP213500 | Kitchen Stool - Champagne Vinyl

1	Used in the kitchen or living area as a resting aid the Kitchen Stool is designed to facilitate regular sitting and standing assistance	4	Raised armrests – Assist the user transferring on and off the stool
2	Generously padded seat and back support surfaces	5	Seat with anterior tilt – Facilitates standing from sitting and provides greater comfort for stiff or painful hips
3	Height adjustable legs with easy push button adjustment and non-slip rubber tips for stability	6	Sturdy Design - Generous 175kg weight capacity, yet light weight for easy maneuverability
		7	Easy clean vinyl upholstery surface

1
Year
Warranty

OVERALL HEIGHT	SEAT HEIGHT	OVERALL WIDTH	OVERALL DEPTH	SEAT DEPTH	SEAT WIDTH	BETWEEN ARMS	UNIT WEIGHT	S.W.L
950 - 1100mm	540 - 690mm	545mm	400mm	310mm	375mm	495mm	6.8kg	175kg



SURGICAL HOUSE
Healthcare Consumables & Equipment

TRANSPORT LEGS WITH WHEELS

- CHP208090

Assists carers to safely and easily tilt and manoeuvre a chair around a room (without a person in the chair)



COMPATIBLE CHAIRS

✓ Transport Legs with Wheels is registered in the ARTG, AUST R ARTG 230087

Code	Description
CHP208050	High Back Classic Day Chair - Champagne Vinyl
CHP208055	High Back Classic Day Chair - Slate Vinyl
CHP208070	High Back Waterfall Day Chair - Ink Vinyl
CHP208071	High Back Waterfall Day Chair - Latte Vinyl
CHP208075	High Back Waterfall Day Chair - Oatmeal Fabric
CHP208076	High Back Waterfall Day Chair - Mocha Fabric
CHP208025	Adjustable Day Chair - Latte Vinyl
CHP208030	Adjustable Day Chair - Ink Vinyl

CLASSIC DAY CHAIR FOOTREST

✓ Classic Day Chair Footrest is registered in the ARTG, AUST R ARTG 230087

- CHAMPAGNE VINYL - CHP208080

- SLATE VINYL - CHP208085



Champagne Vinyl



ASSOCIATED PRODUCTS



LIFTERS & SLINGS



TRANSFER AIDS



DAILY LIVING AIDS



THERAPY & EXERCISE



CRUTCHES,
FRAMES & STICKS



SCOOTERS



OVERBED TABLES



BED STICKS & POLES



FOAM MATTRESSES



AIR MATTRESSES



URINALS & BED PANS



OVER TOILET AIDS



SHOWER STOOLS & CHAIRS



RAISED TOILET SEATS




SHOWER COMMODES



BATH BOARDS & BENCHES



SEAT WALKERS



WHEELCHAIRS




STD POWER WHEELCHAIRS



PRESSURE CUSHIONS



HEALTHCARE BEDS



LIFT & RECLINE CHAIRS

Distributed by:



ASBRO8.31.100118